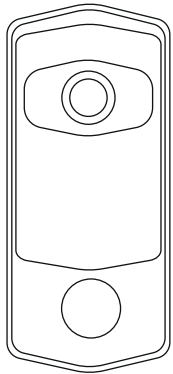


# SEE.SENSE® iCON2


## Quick Start Guide



### CHARGE BEFORE USE

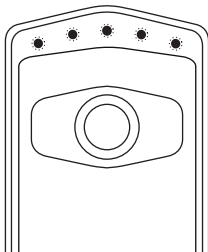
Remove USB cap & insert provided USB cable.

First charge 10hrs, normal charge 3hrs.



### CHARGE INDICATOR

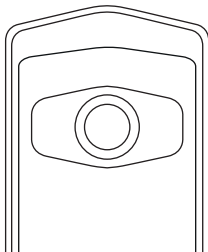
Appears when light is off and power button is pressed.



### BUTTON FUNCTIONS

iCON2 has the following button functions:

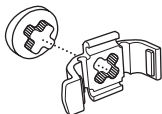
- Hold - ON
- Press - High
- Press - Eco
- Press - Constant
- Hold - OFF



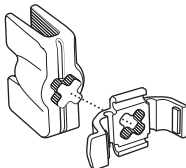
### MOUNTING OPTIONS

Choose a provided insert to fit your bike:

Seatpost or Bars:



Aero Post:



### STRAP FASTENING

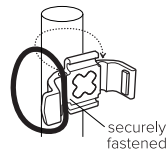
Securely fit the strap into the mount groove so that the edges of the groove hold the strap in place.




Strap fitted securely in mount groove

### STRAP FASTENING

Securely fit strap in mount groove.



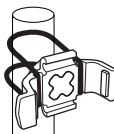
Pull strap around and secure in other groove.



### MOUNTING ORIENTATION

Use a provided strap to attach the mount:

Light Vertical:

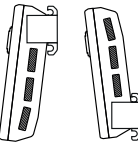
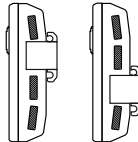


Light Horizontal:



### MOUNTING ANGLE

Clip the light in place at your desired angle.




Listen for the "click" indicating the light is secure in the mount.

Visit  
[www.seesense.cc](http://www.seesense.cc)  
for more info



## SEE.SENSE MOBILE APP

Search 'See.Sense' in  
the Apple App Store  
or Google Play Store  
& download our app.



## WHY DOWNLOAD THE APP?

So that you can:



Get low battery  
notifications



Receive  
theft alerts



Customise &  
control your lights



Share insights to  
make rides better



Send crash alerts  
to an emergency  
contact

## MAKING CYCLING BETTER

Opt in via the app to  
help create better  
cycling infrastructure  
for everyone by  
sharing your rides  
with your city's  
planners.

By sharing your rides  
you will help make  
cycling in your city  
safer, more  
convenient and more  
enjoyable.

## HOW IT WORKS

Once you've  
connected your lights  
to our app, the  
technology within the  
lights can detect the  
road issues and poor  
conditions that you  
face on your journey.

Through See.Sense's  
app you're then able  
to share additional  
insights anonymously  
with city planners.

## SEE.SENSE ICON2 WARRANTY

Limeforge Ltd provides a  
warranty for ICON2 for 24  
months from the original  
date of purchase by the  
original owner (proof of  
purchase required). This  
warranty covers parts and  
workmanship on the LED  
housing, LED, mounting  
bracket and electronics but  
not normal wear and tear,  
improper use, attempting to  
access the electronics,  
modifying the electronics,  
accidental damage, or  
damage or failure due  
to neglect.

If you need to make a claim  
on the warranty, then return  
ICON2 with your original  
receipt to the point of  
purchase. Do not attempt to  
disassemble ICON2 or to  
modify the electronics. Doing  
so will void warranty.

## IMPORTANT INFORMATION

Charge ICON2 fully before  
you use it for the first time.  
To maintain the battery's  
performance, charge ICON2  
fully at least once a month.

ICON2 is IP67 rated under  
normal use, do not subject  
it to high pressure water jets  
or intentionally submerge  
it in water. In the unlikely  
event that moisture appears  
inside ICON2 turn it off and  
contact our customer service  
for guidance.

Clean ICON2 using a  
moistened cloth and mild  
detergent only. Do not use  
corrosives, solvents or  
abrasive materials to clean  
ICON2. ICON2 uses extremely  
powerful LEDs which can get  
hot with use. A thermal  
protection circuit temporarily  
reduces brightness if it  
approaches its thermal limits.

## PRODUCT WARNINGS

See.Sense ICON2 is a very  
bright light. Do not look  
directly at the light, or shine it  
directly at others. Keep it out  
of reach of children and pets.  
Staring into the light can  
cause serious injury. Use  
ICON2 with care at all times.

Carefully inspect ICON2  
before every use. If you find  
any damage, corrosion, or  
leaking, turn it off and contact  
us for guidance. Do not  
disassemble ICON2. Do not  
dispose of ICON2 in  
household waste. Do not  
incinerate ICON2.

Limeforge Ltd do not warrant  
that ICON2 complies with all  
local traffic laws and  
regulations. Limeforge Ltd  
accepts no liability for any  
injuries or other damages  
arising from the use of this  
product in any circumstances.

## LIKE OUR PRODUCT? SHOW US!



[seesense.cc](http://seesense.cc)



[@seesense\\_cc](https://twitter.com/seesense_cc)



[@seesense\\_cc](https://www.instagram.com/seesense_cc)



[www.seesense.cc](http://www.seesense.cc)